



# Victorian

## Winding Drum Residential Elevator

Thank you for considering AmeriGlide for your next project. Our mission is to provide you with the highest-quality elevators on the market at a competitive price. With our expert advice, we will help you achieve your project's goals.



**Winding  
Drum**



**950  
lbs**



**40  
fpm**



**Up to  
50 feet**

Even if you are only thinking of the viability of having an elevator in your home, public area or place of business, use this guide to help you design your future project. Whether it's a new installation or retrofitting, the Victorian into an existing home, the process can be quite simple and straight forward.

AmeriGlide manufactures and installs hundreds of elevators across North America. Whether you need elevators or any of our mobility and accessibility products, AmeriGlide has the resources and know how to help you with any sized project.



# Live in Comfort at Home

The Victorian is equipped with a winding drum system that offers a smooth and comfortable run. With its wide range of cab styles and designs the Victorian uses quality material, wood finishes, and fixtures. Cabs can be custom-built with precision and beauty by our experienced craftsmen here in North America. Each step in the design process is guided by your choice of wood species, handrails, light fixtures, gates, and finishes.

The Victorian door system allows for flexibility in your home. The convenience of our sliding door system on the elevator car, and automatic or manually operated swing doors on the landings preserve your design elements and privacy, while maintaining the maximum use of your home. Whether you're building your dream home or simply want to enjoy the freedom to access all levels of your present home, we have the elevator that will fit your lifestyle.

## Gates and Doors

Enjoy the convenience of our sliding door system on the elevator car, and automatic or manually operated swing doors on the landings.

## Premium Materials

Attention to detail is reflected in the choice of premium materials offer a finished and superior product.

## Seamless Integration

Seamless integration allows you to preserve the design elements of your home.



Victorian Sliding Gate

# Elegance and Comfort Without Compromise

These standard features come on every Victorian elevator. No extra cost, just great value!

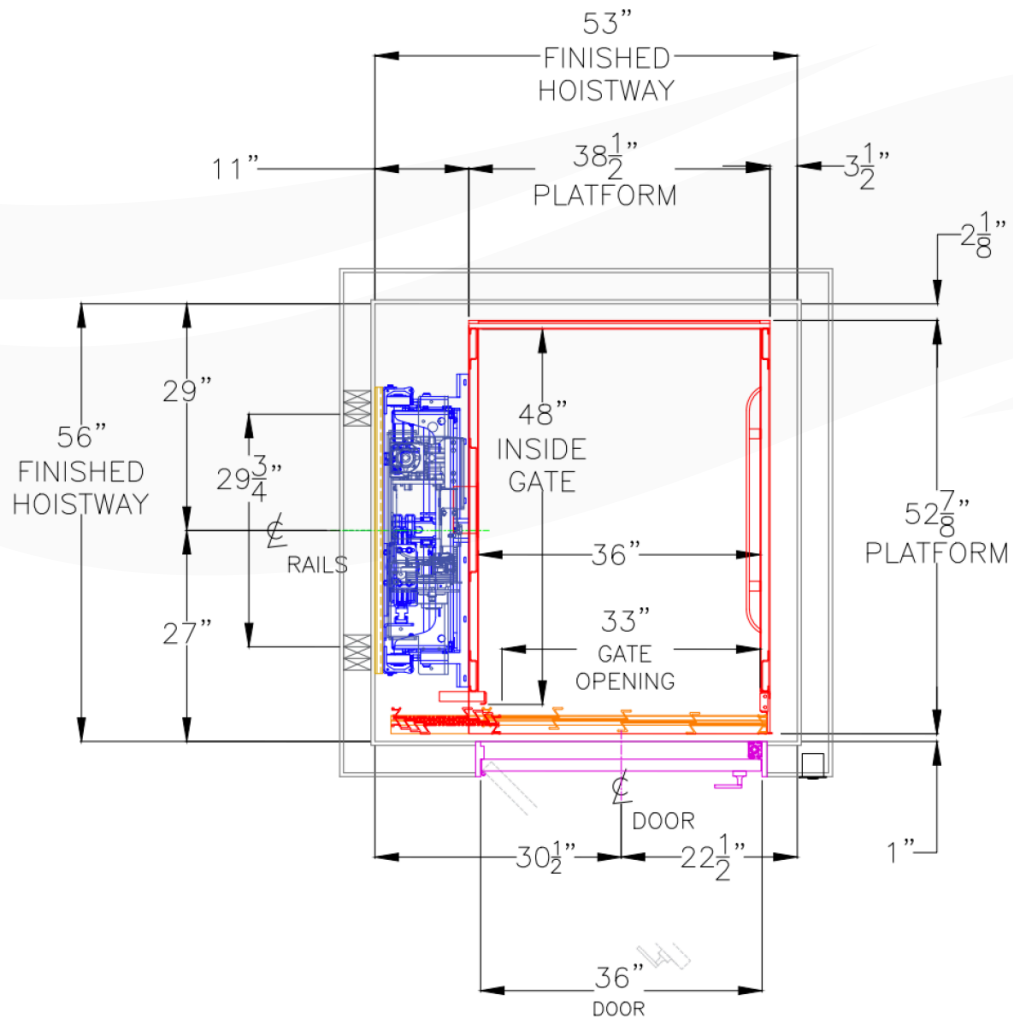
<b>Capacity</b>	<b>Cab Size</b>	<b>Travel Speed</b>	<b>Travel</b>	<b>Cab Height</b>
<b>950</b> LBS	<b>36 to 48" deep x</b> <b>36 to 42 wide</b>	<b>40</b> FPM	<b>50</b> Feet	<b>84</b> Inches

## Standard Features

---

<b>Power Supply</b>	Power unit adaptable to any home power source, 220/1
<b>Drive System</b>	Winding Drum
<b>Max. Capacity</b>	950 lbs (subject to local jurisdiction)
<b>Stops</b>	4
<b>Travel Speed</b>	40 fpm (subject to local jurisdiction)
<b>Travel Height</b>	50 feet (subject to local jurisdiction)
<b>Safety</b>	Emergency lighting, emergency lowering with DC backup, emergency stop alarm

# Hoistway Layout



Whether you are building a home, designing a public or commercial place, or adding an elevator to an existing home, planning and installing an elevator can be overwhelming, particularly for builders new to the process.


AmeriGlide's experienced team provide expert consultation to help you navigate the entire process from start to finish — from specification to framing, installation to inspection. Our goal is to make your elevator installation process as simple as possible. This includes manufacturing a cab that fits your specific hoist way measurements.

General technical information for a Victorian same side entry and exit a popular hoistway diagrammed to the left. This drawing is strictly for informational purposes only.

For more information in standard and custom hoistways please speak with your sales representative or visit [www.AmeriGlide.com/contact-us](http://www.AmeriGlide.com/contact-us)



# Design Your Victorian Elevator



## Cabin Finishes

Wood veneer offers a sleek wood option or a base for a cabinet finisher to add moldings to match any style of home decor.

### Available Finishes



Eclipse



Frisquet



Dorato Grey



Classic Chocolate



Otter Grey



Unfinished MDF



Shipsaw



Serenity



Etrusco



Charcoal



Sheer Linen



Acrylic

## Ceiling Finishes

**Note:** the ceiling finish will be the same as the cabin finish.

### Ceiling Lighting



Two Recessed LED Lights  
(Standard)



Four Recessed LED Lights

## Door Options

Elevator doors are the perfect way to carry a design theme across your home. Our selection of doors include interior, interior embossed, exterior, commercial grade doors, and come in a variety of materials, finishes and patterns.




White with Silver Frame  
(Standard)



Clear Acrylic with Silver Frame  
(Standard)



Clear Acrylic with Black Frame  
(Custom)



White with Black Frame  
(Custom)

**WARRANTY:** 2 year limited warranty\* on parts from date of purchase. Certain conditions apply. Please refer to your owner's manual or contact us at 1-800-790-1635 for more information.

## FOR PRICING AND ORDERING



Email us at [sales@ameriglide.com](mailto:sales@ameriglide.com)



Call us at 1-800-790-1635



Online at [AmeriGlide.com](http://AmeriGlide.com)

